



## THE DENTAL CORPS BULLETIN

### Special Points of Interest:

#### Dental Corps

- ♦ [Army Dental Corps Page](#)
- ♦ [HRC \(DC OPMD\)](#)
- ♦ [Dental Corps Leader Development Guide](#)
- ♦ [DC Dashboard](#)
- ♦ [Projected Vacancies FY 19-21](#)
- ♦ [Projected Vacancies FY 20-21](#)

#### Military CE

- ♦ [Army CE](#)
- ♦ [Army BlackBoard CE Instructions](#)
- ♦ [Air Force CE](#)
- ♦ [Navy CE](#)

#### MILPER Messages

- ♦ [Index](#)
- ♦ [Board Schedule/Results](#)
- ♦ [FY19 Army Selection Board Schedule](#)
- ♦ [ILE](#)
- ♦ [SSC](#)
- ♦ [LTHET FY19 Results](#)

#### Patient Safety

- ♦ [WSS Guidebook](#)
- ♦ [URFO Guidebook](#)
- ♦ [MHS leadership Engagement toolkit](#)

#### Miscellaneous

- ♦ [Army Medicine Dispatch](#)
- ♦ [2018 Army Medicine Campaign Plan](#)
- ♦ [AMEDD Placemat](#)
- ♦ [AMEDD Mercury](#)
- ♦ [Understand the ORB](#)
- ♦ [My Board File](#)
- ♦ [AC HPO Pay Plan](#)
- ♦ [Broadening Opportunities program \(B.O.P\)](#)
- ♦ [Post 9/11 GI Bill Benefits/Transferability & Yellow Ribbon Program](#)



### 618th DENTAL COMPANY IS “KING OF THE ROAD” 65TH MEDICAL BRIGADE SUSTAINMENT TRUCK RODEO COMPETITION

Camp Humphrey, South Korea. 618th Dental Company Area Support won the 65th Medical Brigade Sustainment Truck Rodeo Competition. During this grueling three-day competition, October 15 -18th, the 618th DCAS Team was recognized as the best combat drivers in the brigade, earning themselves the title “King of the Road.” The 618th DCAS team of three Soldiers was led by SSG Daniel Wratee; the other members were SGTs Emmanuel Becerra and SGT Leonard Waller. The Soldiers of the 618th DCAS excelled in demonstrating their knowledge and proficiency skills on tactical vehicle maintenance and handling. Critical skills evaluation began with a written test, followed by an assessment of mastery of the following skills: Preventive Maintenance Checks and Services (PMCS), tire exchange, equipment maintenance, identifying faults, vehicle recovery without equipment, trailer hookup, HMMWV serpentine and maneuvering.



### AIM2 MARKETPLACE TRAINING VIDEO

AIM2 Marketplace is open until NOV 27, check daily for updates and changes! This training video provides both audio and presentation slides for individuals unable to attend the Army-wide DCS Connect training sessions. The training informs officers, units, and leaders how to operate within the AIM2 marketplace and provides trends and metrics regarding past assignment cycles. It is roughly 40 minutes long and includes a list of AIM2 resource at the end.

<https://www.milsuite.mil/book/thread/221213>

### TRANSITION TO OCP ACU ENSEMBLE AND RETENTION OF OCIE UCP ENSEMBLE AND OEF CAMOUFLAGE PATTERN-MULTICAM

EFFECTIVE 1 October 2019

This message replaces ALARACT 068/2019 (now inactive), and provides updated guidance on the transition from the UCP Army Combat Uniform to the Operational Camouflage Pattern Army Combat Uniform and personal clothing items authorized for wear with UCP OCIE items.

<https://www.milsuite.mil/book/docs/DOC-679379>



# THE DENTAL CORPS BULLETIN

## DENTAL HEALTH COMMAND– ATLANTIC UPDATE

This month we are proud to highlight some recent missions, achievements and special events of DHC-A Soldiers and civilians!

### DHC-A CHANGE OF RESPONSIBILITY

September 16, 2019, Fort Belvoir, Virginia

During a change of responsibility ceremony, Sergeant Major Joy Couch, relinquished responsibility as the Sergeant Major for the Dental Health Command-Atlantic to incoming Sergeant Major Annie Gurrola.

The change of responsibility ceremony is a traditional event enriched with symbolism and heritage. The key of the ceremony was the passing of the DHC-A colors, which not only represents the unit's lineage and honors, but also the responsibilities to the organization.

Rightt: The DHC-A Commander, COL Simuel L. Jamison passes the colors to incoming DHC-A SGM Annie Gurrola.



### ARMY DENTAL LABORATORY

#### “Taking Care of the Soldiers”

On 24 September 2019, Army Dental Laboratory technician produced an implant-supported titanium hybrid framework appliance using the TruMill X550 milling machine at Fort Gordon, GA. The TruMill X550 milling machine is utilized to produce a milled titanium framework. This framework is custom made to fit on dental implants. This design allows for individual porcelain crowns to be cemented onto the framework. This prosthesis will mimic natural teeth and tissue and can only be removed by a dentist.

The TruMill X550 has low maintenance costs and is reliable, producing a prosthesis at a fraction of the cost when fabricated at the ADL compared to the civilian sector. The TruMill machine produces a metal framework that will be directly screwed into the Soldier's implants.

Clockwise at right: SGT Darius Smith removes framework from the Trumill X550, articulated appliance, Trumill X550 unit, SGT Darius Smith renders final adjustments.







# THE DENTAL CORPS BULLETIN

## DENTAL HEALTH COMMAND– ATLANTIC UPDATE CONTINUED

### FORT DRUM DENTAC

#### “Safe Quality Care”

Fort Drum DENTAC hosted the 9th Annual International Continuing Education (ICE) Event. For the first time ever, the ICE event spanned two days, providing attendees with 16 continuing education credits. CPT Sarah McSherry spearheaded this year's two day International Continuing Education (ICE) event with an outstanding turn out of instructors and attendees from the surrounding areas, other Army posts, and even Canada. The ICE event brought the dental community together. Combined 12 Canadians, 18 US Army Officers, 49 Civilian providers, 11 contactors, 33 civilians and 14 enlisted attended the ICE event. The Fort Drum DENTAC commander, LTC Anthony Kight ended the event by providing some education from his experience. Presenters were able to share new and evolving techniques with their peers; making them better providers for the Soldiers of the 10th MTN Division.



Clockwise: LTC Anthony Kight presents “My patients have always been heroes,” attendees listen to MAJ Cameron Johnson’s presentation ‘The “All Composite” Practice’, LTC Anthony Kight shows appreciation for those who presented at the ICE event, MSG Leila Cowhig poses with a few of the Canadian Officers who joined DHC-A for the ICE event.






# THE DENTAL CORPS BULLETIN

## DENTAL HEALTH COMMAND– ATLANTIC UPDATE CONTINUED

### FORT STEWART DENTAC

#### “Leader Development”

Fort Stewart DENTAC prepared Soldiers to successfully accomplish the Sabalauski Air Assault Course held at Fort Campbell. Air Assault qualified Soldiers from Fort Stewart DENTAC instructed the candidates on how to successfully maneuver the obstacle course in an expedient and efficient manner without over exerting themselves using minimal energy. The focused area of the training event was Safety First Always. Instructors demonstrated proper technique to ensure the Soldiers completed the course safely.



Clockwise: CPT Logan Carpenter shows the Air Assault candidates proper technique for climbing the Tough one, SPC Guttierrez successfully overcomes the Low Belly Over, PV2 Torres negotiates the Weaver, CPT Brandi Gervias pushes through the physical fatigue, giving the Weaver 100%.






# THE DENTAL CORPS BULLETIN

## AOC SPOTLIGHT: 63P, Oral and Maxillofacial Pathologists

### **PATHOLOGISTS**

Oral and Maxillofacial Pathologists are the Army's and Defense Health Agency's dental specialists addressing the nature, identification, and management of diseases affecting the oral and maxillofacial regions. The assignment authorizations are located at major medical centers to support the clinical, diagnostic, educational, and treatment needs primarily of Oral and Maxillofacial Surgery (63N) and Comprehensive Dentistry (63B) residencies as well as all the providers in the Army Dental Corps. Oral Pathologists are also the Department of Defense's subject matter experts in forensic dentistry. We support oral pathology and forensic dentistry training requests at DENTACs, dental residency programs, and federal services dental education symposiums.




Army oral pathology continues to support the forensic dentistry mission at the Office of Armed Forces Medical Examiner, Dover AFB and at the Defense POW/MIA Accounting Agency (DPAA), Joint Base Pearl Harbor-Hickam. The DPAA achieved a new record in FY 2019 by identifying 218 previously unidentified deceased service members from the past conflicts of World War II, Korea, and Vietnam. Forensic dental identification and analysis played a crucial role in establishing that record. LTC Rachelle Retoma is now the Army Dental Corp's forensic odontologist assigned to DPAA.

Army Medicine and TRADOC are developing Individual Critical Task Lists (ICTLs) for each AOC in support of the "ready medical force". One likely item on the 63A ICTL will be to "perform a postmortem dental examination/forensic identification." All the other dental AOCs (except 63N) will have the 63A ICTL as part of their deployment scope of practice as well as their own respective ICTL. As the ICTL competency standards and frequencies are being refined, the 63P community will be ready to support initial and sustainment forensic dentistry training at the DENTAC level. With forensic dentistry training already part of the 63B residency curriculum (and the choice of some one-year AEGD programs), oral pathologists can support the local DENTAC forensic dentistry officers with any ICTL forensic dental identification competencies once established.

Revised forensic dental identification forms are as follows: [Postmortem Dental Record](#), [Antemortem Dental Record](#), and [Dental Identification Summary Report](#). These Office of the Armed Forces Medical Examiner forms should be familiar to those who have had Army, Navy, or Air Force forensic dental identification training. The modification from the previous forms includes the FDI World Dental Federation tooth numbering system (for international scenario). In addition, the forms are PDF fillable for electronic use if desired. The previous forms AF 1801 Postmortem Dental Record, AF Form 1802 Antemortem Dental Record, and AF Form 1803 Dental Identification Summary Report may be used until supplies are exhausted.

Oral pathologists are available for chairside, radiographic, photographic, and microscopic consultations as well as clarifying physician pathologist diagnoses. Our physician pathologist colleagues do not always use the same diagnostic terminology as dentists do and we can help with interpretation and/or clarification. For those dentists assigned to locations where there is no 63P authorization, the same consultative services can be obtained (except chairside consultation of course). Contact the closest oral pathologist (or any on the list above) for assistance in sending radiographs, photographs, and digital histology images of the specimen.

Congratulations to the Army's newest 63P, MAJ Parth Mewar (right), who graduated from the residency program in June and was successful with board certification in October. There are currently three oral pathology residents in training at the Naval Post Graduate Dental School. Two residents are expected to graduate in June 2021 which will allow the Fort Hood authorization to be filled. One resident began training this summer and another will begin June 2020.



For a list of current 63Ps and assigned locations, click [here](#).





# THE DENTAL CORPS BULLETIN

## 62ND ANNUAL US ARMY DENTAL CORPS EUROPEAN TRAINING CONFERENCE

### MULTINATIONAL DENTISTS GATHER AT ANNUAL TRAINING CONFERENCE

GARMISCH, Germany -- Approximately 170 dental practitioners, support staff and guest speakers from across the European theater convened last week to share best practices, promote dental readiness and obtain continuing medical education credits. The 62nd Annual U.S. Army Dental Corps European Training Conference, hosted by Dental Health Command Europe, consisted of dental professionals and support staff from the U.S. Army, U.S. Navy, U.S. Air Force as well as representatives from the United Kingdom, Germany, Canada and the Netherlands. The annual dental training program is open to all Department of Defense dentists, NATO partner dentists and other affiliated dental providers.



### A WIDE VARIETY OF TOPICS

The five-day multinational and multiservice dental training event consisted of presentations, guest speakers, and several hands-on demonstrations covering a variety of topics. Hands-on demonstrations were given by subject matter experts on; neuromuscular repetitive strain injury prevention (left), cranial nerve examination (center) and staining and glazing (right).

One of those hands-on demonstrations on cranial nerve examinations was given by Lt. Col. Thomas Stark, Chief of Pediatric Dentistry at the Wiesbaden Army Dental Clinic. While not a primary function of dentistry, Stark suggested that all dentists should be familiar with how to perform a cranial nerve exam, especially when managing patients with craniofacial trauma.

"The mouth and jaws are part of the head, therefore all dentists should have a basic knowledge of normal cranial nerve function. During dental school we memorize the cranial nerves and their function. In our practices we routinely anesthetize sensory nerves and assess facial form and function. Reviewing basic neuroanatomy may help us appropriately triage patients to higher levels of care if necessary," added Stark.







# THE DENTAL CORPS BULLETIN

## 62ND ANNUAL US ARMY DENTAL CORPS EUROPEAN TRAINING CONFERENCE

### FOCUS ON DENTAL READINESS

As part of the Army's focus on Soldier readiness, the Army dental community is constantly looking for ways to reduce Soldier down time so they can spend more time preparing for their wartime mission. One of the ways Army dentists are increasing Soldier readiness is through the use of computer-aided design and computer-aided manufacturing (CAD/CAM) in the fabrication of dental crown.

A hands-on demonstration on the use of this relatively new computer technology was given by Maj. Michael Kroll, director of the Fort Sill Advanced Education in General Dentistry Residency Program and deputy consultant to the Army Surgeon General for general dentistry. Maj. Kroll coined the term "Rapid Readiness" to describe this automated technology. According to Kroll, "CAD fabricated restorations allow us to decrease lead time of restorations, reduce costs, and increase readiness. Less visits to the dentist means more time with the unit, and less time in a temporary restoration means more time in a world-wide deployable status. The short of it is, a final dental crown in about two or three hours. No temporary crown, and no extra visits to the dentist," added Kroll.



Left to right: British Army Col. David Wiley with MAJ Steven Mark, a German Soldier practicing staining and glazing techniques, CPT David Flanders staining and glazing a pre-fabricated CAD restoration, Southern Bavaria Command COL Christoph Hemme speaking on Forensic Odontology.

### A MULTINATIONAL EVENT

The large gathering of dental professionals at the training conference included several NATO partners from the United Kingdom, Germany, Canada and the Netherlands.

Among those in attendance was British Army Col. David Willey, a career dental officer currently serving in a non-clinical staff position at the NATO Allied Headquarters Joint Force Command in Brunssum, Belgium.

When asked about his thoughts on this year's dental training conference, Willey said, "The conference provides an excellent opportunity to undertake high-quality continuing education. As my current role is non-clinical, it's not always easy to maintain sufficient exposure to continuing education, but it is something I need to do in order to retain my dental license and registration. I have been coming to the Garmisch dental training conference for a number of years."

He added, "This training conference allows the opportunity to engage with United States and NATO partners' senior dental leadership. The conference is always an excellent opportunity for wider networking. Of course, there are a few old faces every year; but also a steady stream of new attendees."

When asked how the British Army dental system differs from the United States Army dental system, Willey responded, "The British Army now only employs 60 regular Army dental officers. We are a lot smaller than the United States Army."

The full article, written by Dr. Kirk Frady (Regional Health Command Europe) can be found [HERE](#)

There were too many amazing photos of this year's conference! DENCOM-Europe has graciously shared [ALL THE PHOTOS](#)



# THE DENTAL CORPS BULLETIN

## US ARMY DENTAL LAB UPDATES

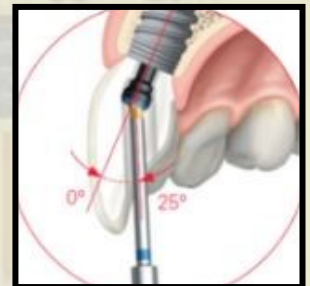
### PROSOMNUS APPLIANCES

To order OSA devices fabricated by ProSomnus, use one of the forms as detailed below. Use of discontinued forms will result in the case being returned to the submitting provider.

**ADL USE ONLY.** This form is for all new requests in Labtrac and will accompany impressions, casts, George Gauge bite registrations, and documentation from the sleep medicine physicians. This form is also used when the patient causes damage to an existing ProSomnus prosthesis and a remake is required.

**LOCAL USE ONLY.** This form is for any item that does not need to go through the ADL. This will be used when ordering additional arches for greater mandibular advancement. There is no charge for additional advancement arches and there is no need to route these cases through the ADL. Any additional items purchased on this form (bite forks, etc.) will be billed to your local DENTAC. The ADL is not responsible for any purchase outside of the ADL.

If you have a case is damaged under the warranty (fracture while placing in the mouth, posts breaking due to manufacturer issue, etc.), you may contact ProSomnus directly as these cases fall under the ProSomnus warranty and should be refabricated at no cost. No need to route through the ADL but if you are uncertain, please contact the ADL.



### CONSIDERATIONS FOR CEMENT AND SCREW RETAINED IMPLANTS

Should you retain with a screw or cement? Find out what to consider [HERE](#).



## ACFT UPDATES

### GUIDE TO CHANGES IN ACFT GRADING

Based on lessons learned during the FY19 Field Test, the following administrative changes have been made To the Army Combat Fitness Test for the IOC period, 1 OCT 2019 – 30 SEP 2020.

[Quick Reference](#)

### GUIDANCE FOR PROFILING OFFICERS

EXORD 219-18 established the ACFT as the new physical performance measurement. FRAGO 6 to that EXORD indicated that Soldiers who are on Permanent Profile will participate in the ACFT to their maximum ability. The FRAGO also tasked medical providers with modifying or revising current permanent profiles to include which events of the ACFT 6-event test that a Soldier is able to participate. OTSG staff have provided a memorandum that outlines the steps which profiling officers can use in revising permanent profiles. Permanent profiles will be reviewed during FY20 prior to a Soldier's initial ACFT. <https://www.milsuite.mil/book/docs/DOC-688500>